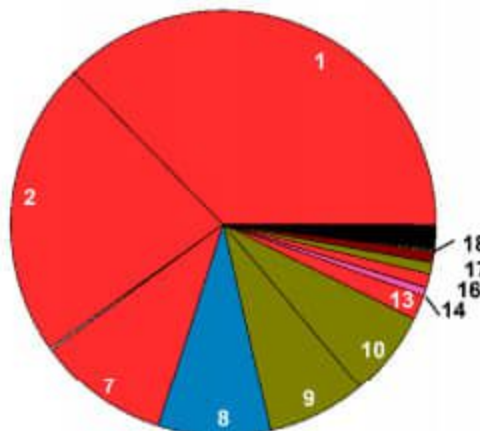
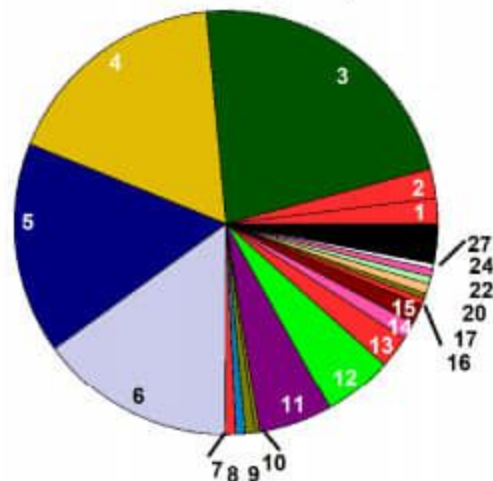


### Taleb Larbi (LSB)



### Chott Kralla (SBC)



- OTU1 *Microcoleus steenstrupii*
- OTU2 *Microcoleus steenstrupii*
- OTU3 *Pseudophormidium* sp.
- OTU4 *Scytonema hyalinum*
- OTU5 *Tolypothrix distorta*
- OTU6 cf. *Acaryochloris* sp.
- OTU7 *Microcoleus steenstrupii*
- OTU8 *Microcoleus vaginatus*
- OTU9 *Microcoleus* sp.
- OTU10 *Microcoleus* sp.
- OTU11 *Calothrix* sp.
- OTU12 *Trichormus* sp.

- OTU13 *Microcoleus steenstrupii*
- OTU14 *Chroococciopsis* sp.
- OTU15 *Nodosilinea* sp.
- OTU16 *Microcoleus steenstrupii*
- OTU17 *Microcoleus* sp.
- OTU18 *Microcoleus paludosus*
- OTU20 *Chroococciopsis* sp.
- OTU22 *Trichocoleus sociatus*
- OTU24 *Chroococciopsis* sp.
- OTU27 *Nostoc commune*
- Rest of OTUs

**Figure 7.** Cyanobacterial community composition from the studied biocrusts. Each taxon is represented by a different color, and each OTU by a number (see Figure 6 for OTU numbers and taxonomic assignments). SBC, Saline biocrusts; LSB, Less saline biocrusts.




Fig. 8. Cyanobacterial community composition obtained from the studied samples. Each taxon is represented by a different colour, and each OTU is represented by a number.

**Validation of "*Pseudoacaryochloris sahariense*" nom. inval. (Acaryochloridaceae, Cyanophyceae) isolated from desert rocks in the Sahara**

Smail Mehda<sup>1</sup>, Elvira Perona<sup>2</sup>, Pilar Mateo<sup>2</sup> & M. Ángeles Muñoz-Martín<sup>2</sup>

<sup>1</sup> Department of Agronomy, Faculty of Life and Natural Sciences, University of El Oued, 39000 El Oued, Algeria (correspondence: [mehda-smail@univ-eloued.dz](mailto:mehda-smail@univ-eloued.dz))

<sup>2</sup> Departamento de Biología, Facultad de Ciencias, Universidad Autónoma de Madrid, Madrid, 28049, Spain. (correspondence: [mangeles.munnoz@uam.es](mailto:mangeles.munnoz@uam.es))

We here validate "*Pseudoacaryochloris sahariense*" an invalid designation introduced in Mehda & al. (2022: 464) as a nomenclatural type was not designated in accordance with ICN Art. 7.2 (Turland & al. 2018).

*Pseudoacaryochloris sahariensis* S.Mehda & P.Mateo gen. et sp. nov.

**Description:** Cells spherical or elongated before cell division, occurring as individual cells or in small or large aggregates. Cells with a thin sheath involved in the development of aggregates. Cell division by binary fission and is always perpendicular to the longer axis of the ovoid cells. Mean cell size varies in diameter from  $1.8 \pm 0.2$  to  $2.5 \pm 0.2$   $\mu\text{m}$ , depending on the strain, with a range of  $1.3$ – $3.2$   $\mu\text{m}$  in diameter. Cultures tolerated desiccation, surviving at high temperatures of  $35$ – $40$  °C.

**Type locality:** Oued Righ (وادي ريق) near Mrara, north-eastern Algerian Sahara; endolithic environment; leg. Smail Mehda, 12.xii.2018.

**Holotype:** Cryopreserved material in a metabolically inactive state from reference strain UAM 940 MAR63, in the Algal Culture Collection of the Universidad Autónoma de Madrid, Spain, as UAM 940.

**Representative illustrations:** Mehda & al. (2022, figs 3 O–R, 5 O–R, right part of fig 7 P and left part of the filament in fig. 7 Q).

**Registration:** <http://phycobank.org/104179> (genus), <http://phycobank.org/104180> (species).

**Reference Strain:** UAM940 MAR63, isolated by Smail Mehda.

**Other strains:** PLM129, PLM131, PLM132, MAR65 MAR66, SIK2, SIK3, SIK40, SIK83, SIK114 and SIK 123

**GenBank accession number:** MZ677373

**Etymology:** Genus name refers to the morphological similarity and phylogenetic relationship to the genus *Acaryochloris*, but genetically the strain is clearly distant and separated from it in different clusters. The epithet refers to its presence at the Sahara Desert.

**Note:** Other strains from the same species have been also isolated from endo- and hypolithic environments from Ouargla Province in eastern Algeria, and identical 16S Ribosomal RNA sequences have been described in biological soil crusts from the Oued Souf (El Oued, Algeria) in the Sahara Desert (Mehda & al. 2021).

